

How to Access Your PaperCut Account

You can easily access your PaperCut account to **find your ID #**, check your print balance, see your environmental impact, and view your transaction history. We've made it simple by connecting it to your school's Google Workspace account.

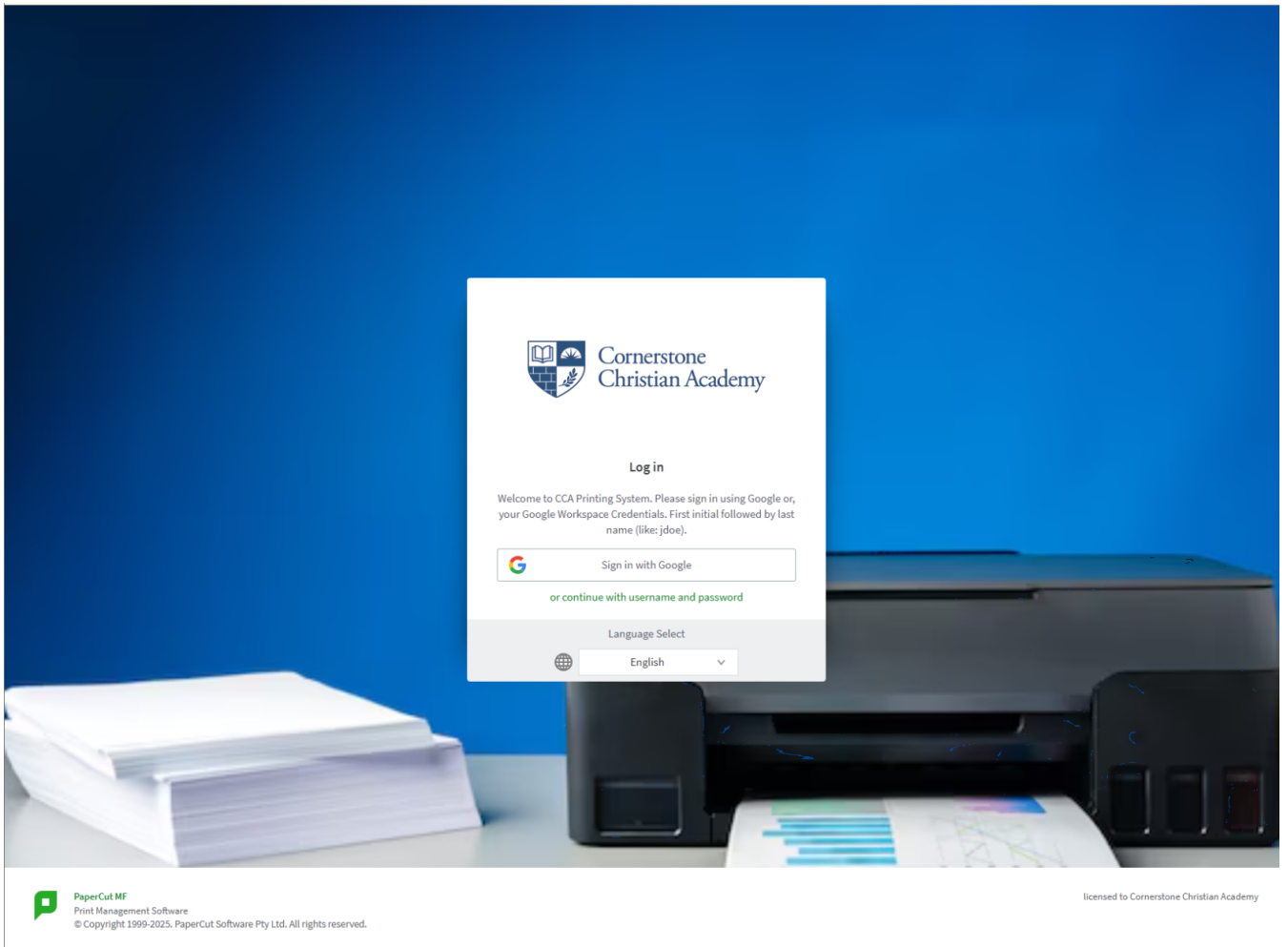
Logging In with Google

Follow these simple steps to access your account:


1. **Navigate to the PaperCut Portal:** Open your web browser and go to the following address:

<https://cca-print.wearecornerstone.com>

2. **Use the Google Login Option:** On the login page, you don't need to enter a username or password. Simply click on the "**Sign in with Google**" button.





- Select Your School Account:** You will be redirected to a Google sign-in page. If you are already logged into your school Google account, you may just need to select it from a list. If not, please enter your Cornerstone Christian Academy email address and password.

 Sign in with Google

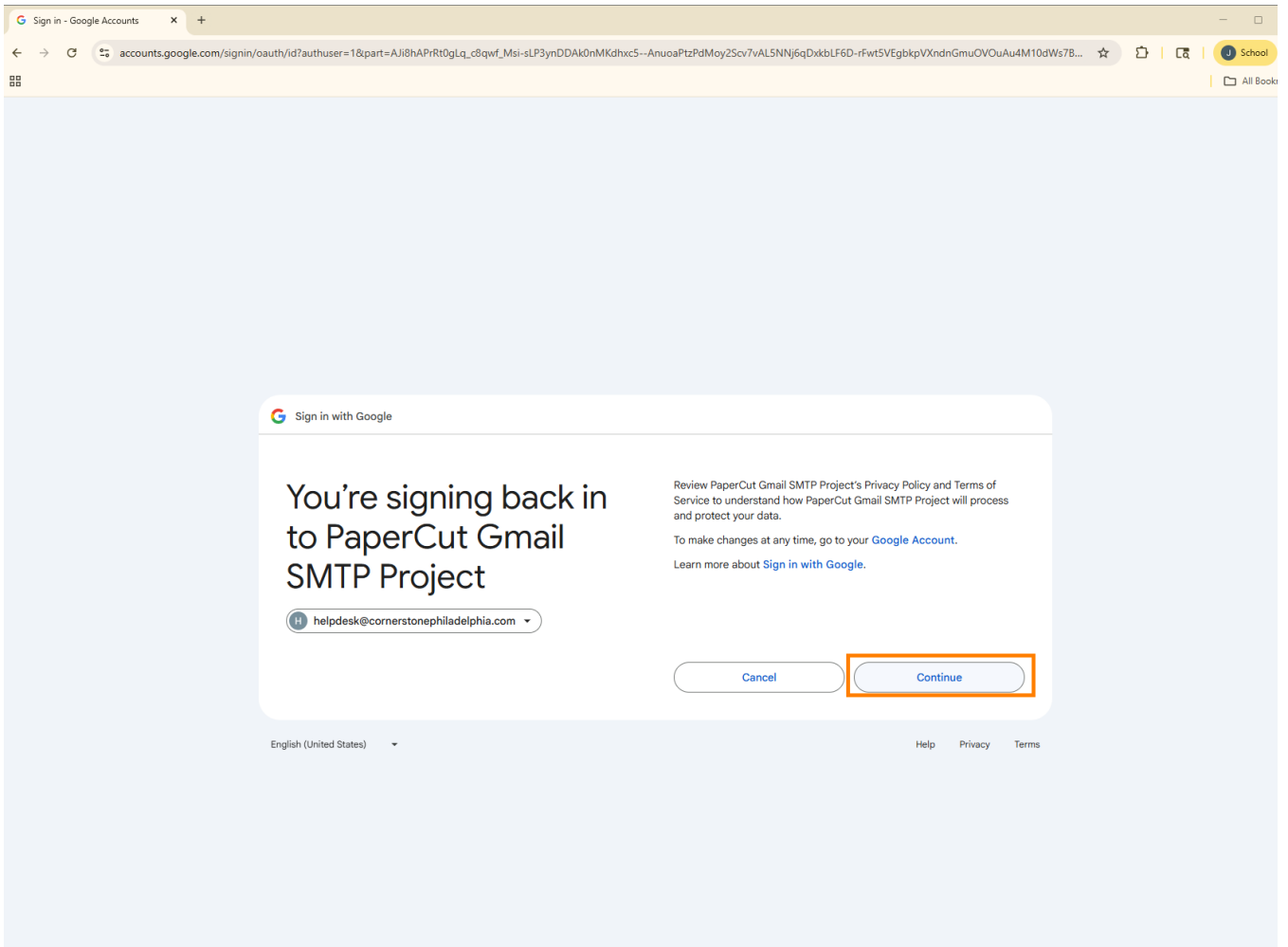
Choose an account

to continue to [PaperCut Gmail SMTP Project](#)

-  **Help Desk**
helpdesk@cornerstonephiladelphia.com
-  **Use another account**

English (United States) ▾

[Help](#) [Privacy](#) [Terms](#)



4. **Done!** You will be automatically logged into your personal PaperCut dashboard.

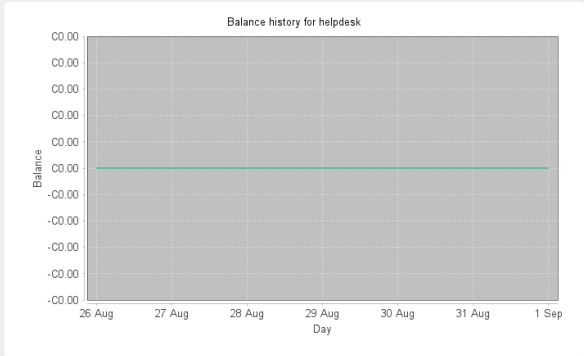
Cornerstone Christian Academy

- Summary
- Rates
- Redeem Card
- Transfers
- Transaction History
- Recent Print Jobs
- Jobs Pending Release
- Web Print

Summary

CARD/ID [show]	BALANCE C0.00	PRINT JOBS 0	PAGES 0
-------------------	------------------	-----------------	------------

Activity



Environmental Impact

- 0.0% of a tree
- 0 g of CO2
- 0.0 hours running a 60W light bulb

Since Aug 26, 2025

Environmental Dashboard

Revision #11

Created 1 September 2025 22:49:58 by Jediael Oliveira

Updated 10 September 2025 00:15:00 by joliveira@cornerstonephiladelphia.com